



RECOVERY STARTS WITH SHELTER

A Report by ShelterBox



CONTENTS

1 ACKNOWLEDGEMENTS

2 RECOVERY STARTS WITH SHELTER

3 PURPOSE OF THE STUDY

4 SHELTER NEEDS IN NUMBERS

12 CONCLUSIONS

CASE STUDIES

13 Rohingya in the Largest Refugee Camp in the World

16 The Philippines, Living in Typhoon Valley, the “Unrecorded” Need

18 Chad the Forgotten Crisis – A Transnational Emergency

22 SHELTERBOX’S REACH IN 2017

ACKNOWLEDGEMENTS

Research for this report was undertaken by the Institutional Fundraising Team (IFT) of ShelterBox Trust.

Lead Researcher and Writer: Jose de la Cruz

IFT Research Team: Laura Clarke, Abitha Elangovan, Meghan Pridl, Anna Moon and Chloe Tennant

We would like to recognise the support and contributions of the following ShelterBox Staff: Chris Warham, Darren Moss, Richard Lee, Robyn Cummins, Danny Whear, Nicky Richardson, Kizzy Gardiner and Michelle Saxby.

We would also like to thank partners from other International Non-governmental Organisations (INGO) and national government agencies who contributed information about their own aid delivery; without which we would not have been able to construct a fuller picture of the shelter needs during humanitarian emergencies in 2017.

Design and Layout: Matthew Stone
doodlemore.co.uk

Produced by the Institutional Fundraising Team
Email: josedelacruz@shelterbox.org

Front cover image: Tom Stoddart for ShelterBox

RECOVERY STARTS WITH SHELTER

In 2017, 105.1 million people required humanitarian assistance. Of these, 33 million individuals (6.7 million households) were in need of shelter, NFI (non food items) provisions, and other supplies to ensure their survival. After a year of appeals, only 6.5 million people (1.2 million households) received assistance in obtaining shelter. Consequently, there were 26.5 million individuals across the globe left without shelter support in 2017.

Shelter is a basic human need. It is a determinant for survival in most disasters:¹ essential for personal safety, security and protection from extreme weathers. It promotes resistance to ill health and disease. More than just walls and roofs, shelter is vital for the maintenance of human dignity and the sustenance of family and community life. Shelter reduces vulnerability, builds community resilience and enables affected populations to recover.

Recovery starts with shelter.

The following are reliant on shelter:

1. Protection from weather and climate extremes:² Shelter provides lifesaving protection from wind, rain, snow, and sun. "While starvation occurs over a period of weeks, death from exposure can occur in a single night" – UN Coordinator for Afghanistan.
2. Increased personal safety and security of possessions: When families lose their belongings to climate disasters or are forced to flee their homes with minimal possessions, the few things they do own increase in sentimental value. Having a place to store important and scarce belongings, and a place to offer safety to family members creates assurance that is essential for recovery.
3. Reduced household displacement: A home is not just bricks and mortar. A home offers access to livelihoods, public services, and community networks. By reducing further displacement, families are able to maintain a sense of normality.
4. Preservation of households: When houses remain intact, families are offered the ability to recommence household behaviours following a crisis, including washing, cleaning and preparing children for studies.
5. Reduced stress and anxiety: Families can build a safe and durable shelter on their home site if the necessary items are provided. Once their immediate shelter needs have been met, affected families are able to concentrate on satisfying their other critical needs, such as earning a livelihood. Our evaluations have shown that this helps reduce stress and anxiety.
6. Enabling delivery of other humanitarian assistance : By keeping families intact and reducing further displacements, Shelter enables the provision of other humanitarian assistance.³



ShelterBox's 'Theory of Change' offers a set of short- to medium-term outcome level goals which we believe are important components of the platform for recovery.

Achieving these basic elements, through the effective and timely provision of emergency shelter, will place recipients of shelter in a better position to affect their own recovery.

¹ A serious disruption of the functioning of a community or a society causing widespread human, material, economic or environmental losses which exceed the ability of the affected community or society to cope using its own resources.

² Exposure, or lack of shelter, can lead to hypothermia, in which the body's core temperature drops to deadly levels. Shelter is essential to beating exposure.

³ Humanitarian Assistance: Aid that seeks, to save lives and alleviate suffering of a crisis affected population. Humanitarian assistance must be provided in accordance with the basic humanitarian principles of humanity, impartiality and neutrality, as stated in General Assembly Resolution 46/182. In addition, the UN seeks to provide humanitarian assistance.

PURPOSE OF THE STUDY

The aim of this research was to understand the scope of the shelter need in 2017. We started with the premise that there is a substantial gap between shelter requirement and the provisions available for donating after numerous appeals. We reached this hypothesis following conversations with other humanitarian agencies and a literature review concerning shelter need in 2016. The exact figures of the shelter need are unclear, however. This has created difficulty for ShelterBox, and other like-minded organisations, when making informed decisions on how best to distribute shelter provisions.

By analysing data on shelter and NFI provisions, we aimed to understand the scope of shelter need and how this need was geographically distributed. Increased understanding of this will enable a more responsive and direct delivery of aid.

For our analysis, we primarily focused on data offered by the Financial Tracking Services (FTS). We found this to be the most consistent statistical platform, as it provides real-time data on humanitarian financing. It is far from complete, however, and as such, we complement the data provided by FTS by using in-country data from other humanitarian organisations and agencies of the United Nations (UN), including the United Nations Office for the Coordination of Humanitarian Affairs (OCHA) and International Organization for Migration (IOM). We have also analysed data published by national agencies.



In this report, we have aimed to answer the following questions:

- 1. Of the total funding requirement, how much was intended for shelter provision?*
- 2. What was the scope of shelter needs, and how many households were in need of shelter?*
- 3. What proportion of the need was covered?*
- 4. What was the funding gap for shelter needs?*

We wanted to understand the correlations existing between human development, gender equality, and humanitarian aid. To identify a pattern, we compared the Human Development Index and Gender Development Index of countries impacted by humanitarian disasters.

Our analysis of the four key questions above is applied to three case study regions for emphasis: Philippines, the Rohingya population in Bangladesh, and Chad.

This report has been completed by a full-time staff member in a timeframe of 7 weeks and with the assistance of four interns and other ShelterBox staff.

SHELTER NEED IN NUMBERS



ShelterBox and partner's distribution, Syria 2017. Credit @ShelterBox

MASSIVE FUNDING SHORTAGE

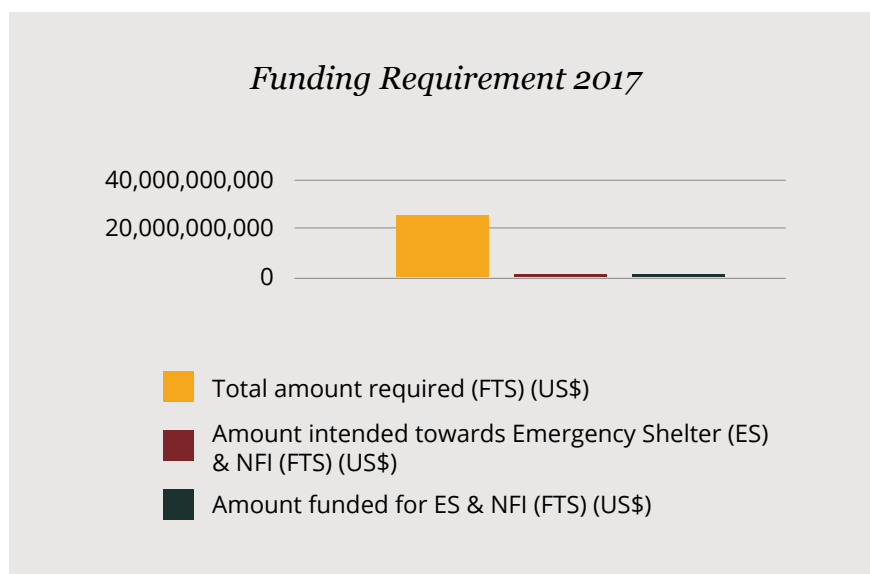


Figure 1: Funding requirement for 2017 (total, shelter & funded for shelter provision)

In 2017, 38 appeals requiring a total fund of \$25.2 billion were launched to support 105.1 million people affected by humanitarian emergencies globally. 30 of the appeals included funds intended for shelter and NFI provision, with a requirement of \$1.5 billion. Only \$431,316,481 was funded, however. This represents 27% of the total request.

NO SHELTER SUPPORT FOR MILLIONS

6,735,895 households (33 million people) required shelter and NFIs based on the various appeals. Funding was received for only 1,202,827 households (6.5 million people). Consequently, **26.5 million people did not receive shelter assistance**.⁴ The shortfall was 81%.

In 2017 the funding shortage for shelter and NFI provision was 73%. Analysis of individual country data revealed that although 27% of the funding was raised, only 19% of those in need of shelter received assistance.

There is a discrepancy between funding requirement as per appeals and the number of beneficiaries reached. Our finding is that this is due to field reporting challenges, as explained in Chapter 2.

The data is however conclusive, shelter provision during emergencies was underfunded in 2017.

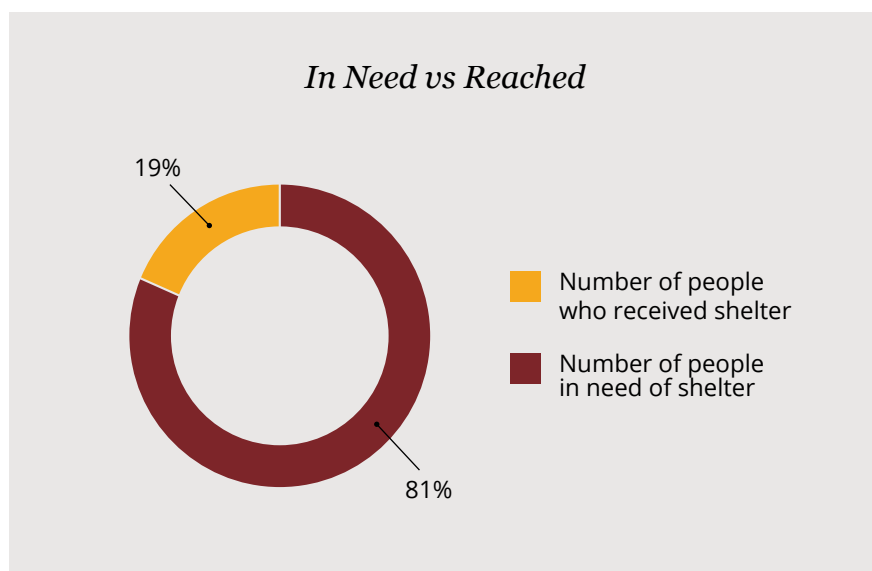


Figure 2: Number of people in need vs reached

SUBSTANTIAL FUNDING GAP

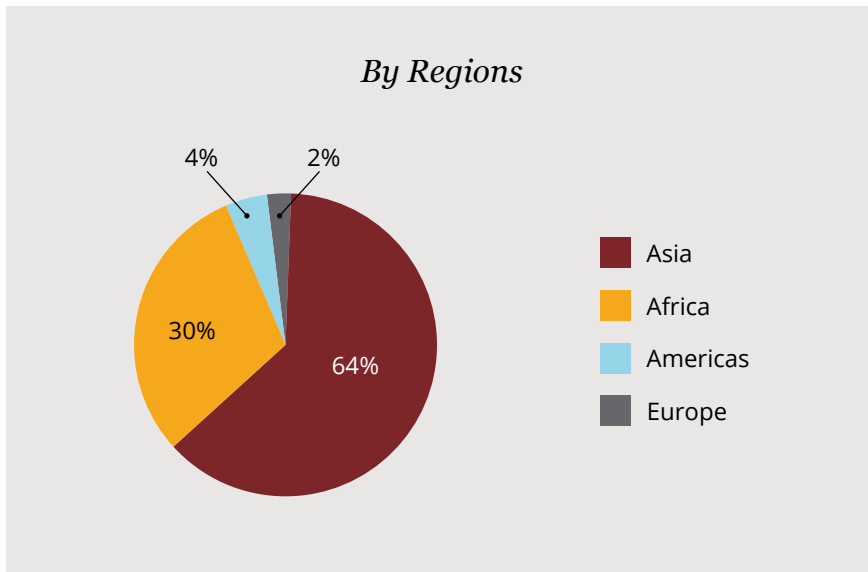
As mentioned, everything starts with shelter, it reduces further displacement and enables the delivery of other life-saving aid. In the case of the Rohingya Crisis, shelter was the largest funding requirement for a 6-month appeal (2017-2018), see Rohingya case study. Surprisingly, even though shelter is central in the constellation of humanitarian aid intervention, it was substantially underfunded. For 2017, the funding shortfall was **\$1.14 billion dollars**.⁶

⁴ The figure is comparable to the number of people who died of famine, mass starvation, and illness or disease during WW2.

⁵ The discrepancy in data between Figures 2 & 3 is due to reporting of the actual numbers of people in receipt of shelter. Some countries were not able to reflect the numbers of people reached.

⁶ The most expensive house is valued at \$1.1 billion in 2016 <https://www.forbes.com/sites/ceciliarodriguez/2016/08/20/at-1-1-billion-the-most-expensive-house-in-the-world-in-france-goes-to-market/#756614f415fc>

SHELTER REQUIREMENT BY REGIONS⁷

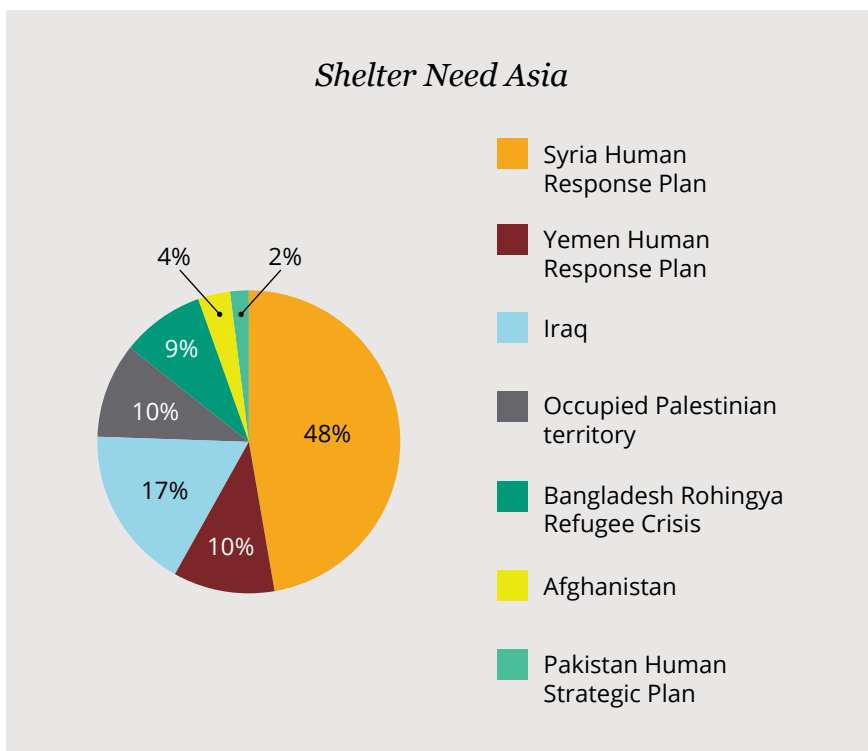


Asia dominated the shelter requirement last year, followed by Africa, the Americas, and Europe. Even though the need was greater in Asia, the number of appeals in response to emergencies were twice as many in Africa than Asia.

⁷ The regions used here are those used by the UN Statistic Division. <https://unstats.un.org/unsd/methodology/m49/>

Figure 3: Regional share of shelter need

ASIA



Syria, Iraq, Yemen, and Bangladesh (Rohingya Crisis) accounted for the major shelter requirements in Asia. The Syrian Humanitarian Response Plan alone accounted for almost half of the total need. The protracted nature, scale and conflict defined the emergencies and need in Asia.

Figure 4: Shelter need for Asia

AFRICA

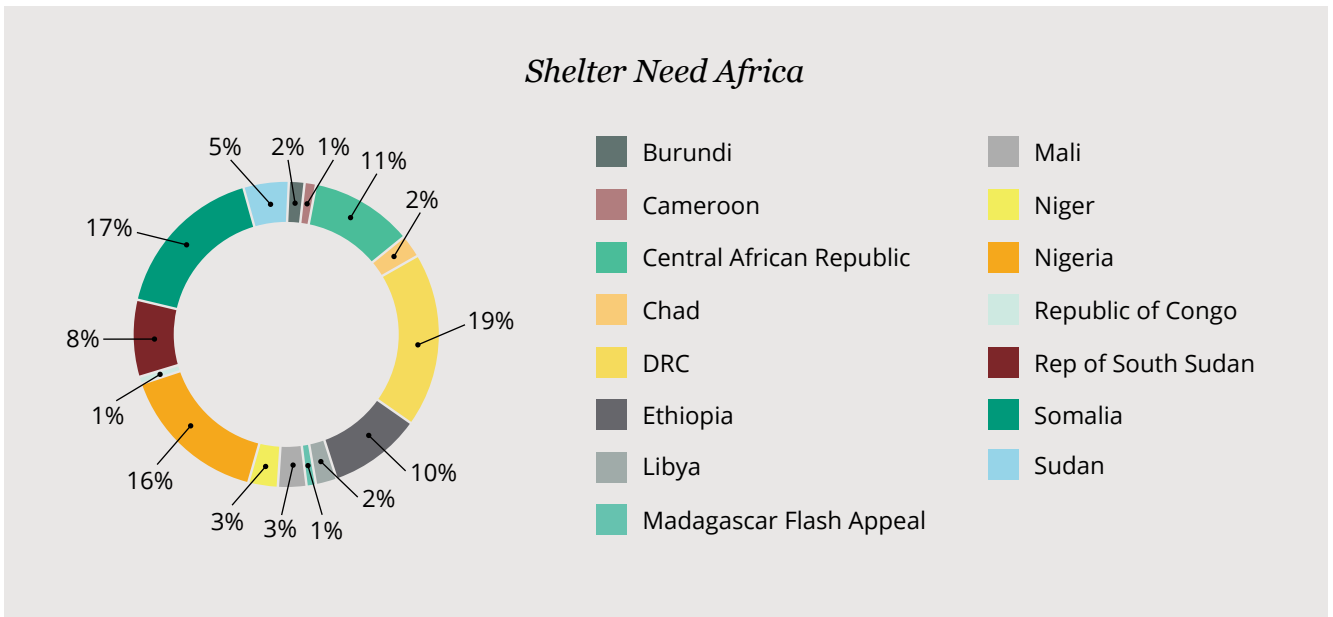


Figure 5: Shelter need in Africa

The DRC, Somalia, and Nigeria accounted for more than half of all the shelter requirements in the Africa region. Most of the appeals were repeated in response to conflict compounded by natural disasters.

AMERICAS

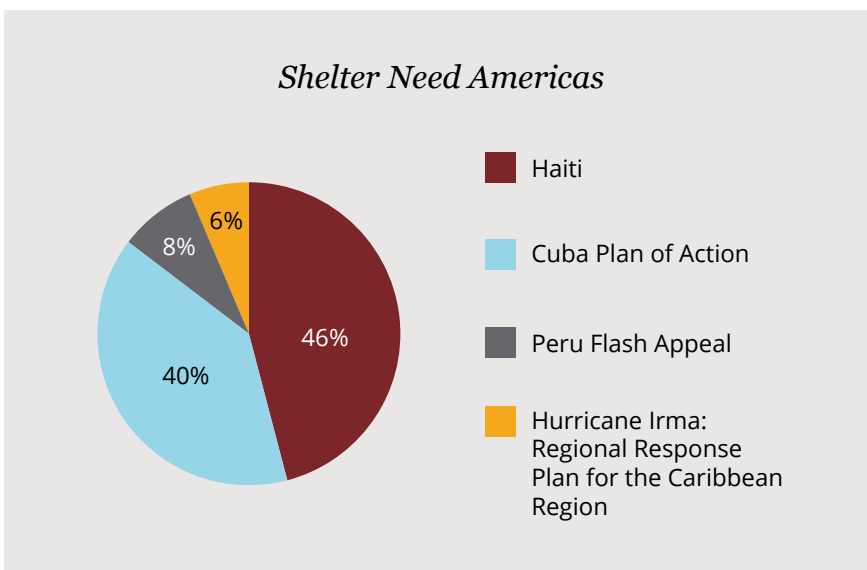


Figure 6: Shelter need America

Haiti accounted for approximately half of all shelter needs for the Americas. Haiti and Cuba combined accounted for just shy of 90% of all shelter needs across the Americas. Climate disasters were the central theme of the emergencies in the Americas.

EUROPE

The crisis in **Ukraine (\$33,833,959)** represented 100% of the shelter need in Europe for the 2017 appeal.

EMERGENCIES BY SHELTER REQUIREMENT

The top 10 countries for shelter requirements are: 1) Syria, 2) Yemen, 3) South Sudan, 4) Somalia, 5) Ethiopia, 6) Nigeria, 7) Iraq, 8) DRC, 9) Sudan and 10) Chad. In all these countries, conflict was the major cause of displacement.

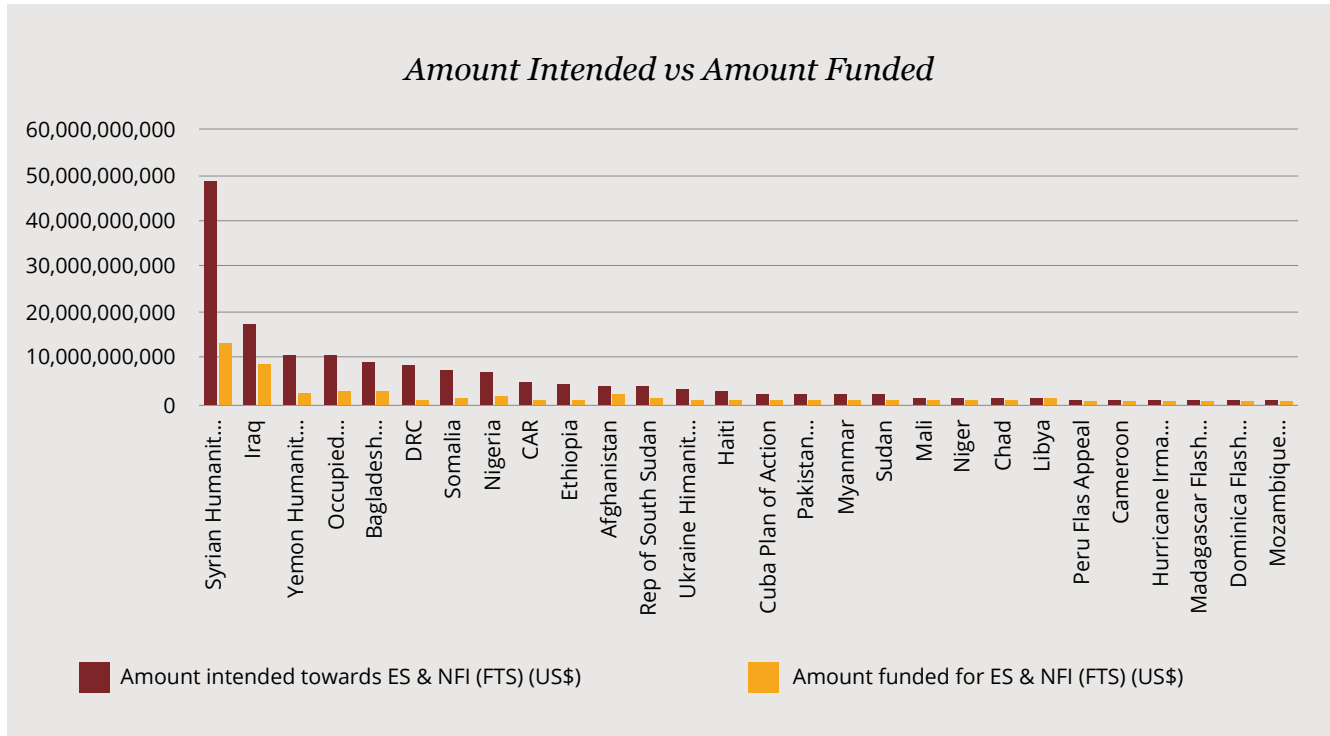


Figure 7: Amount intended towards ES and NFIs vs amount funded

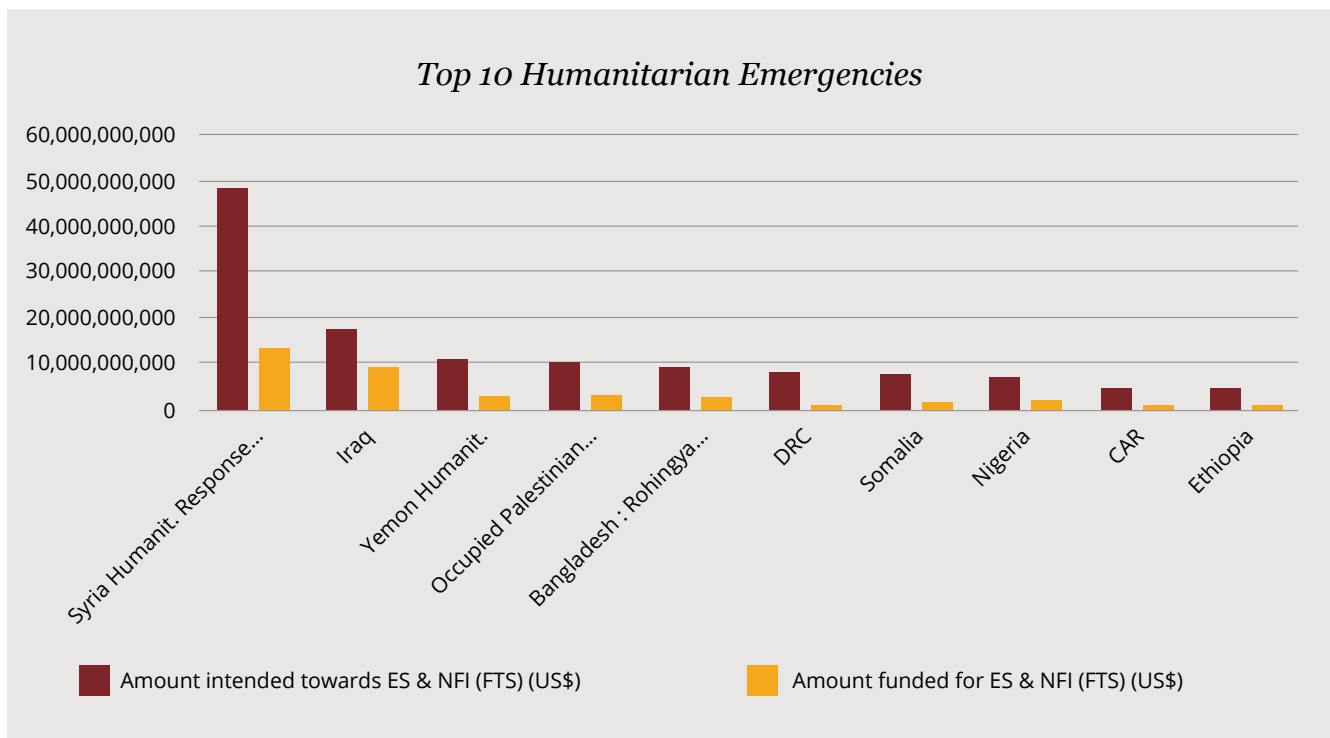


Figure 8: Top 10 humanitarian emergencies

81% of appeals received less than 50% of their targeted shelter funding. For example, DRC received only 4% of its requirement even though it is one of the top 10 emergencies. 9 out of the 10 most urgent humanitarian emergencies received less than 50% of their shelter funding requirement. Iraq is the only exception: appeals for Iraq raised 52%.

A DECADE OF UNDERFUNDING

Shelter funding in 2017 was extremely low at only 27%. Looking at historical data revealed that 2017 was not an exception. The pattern of shelter provision in the last decade is one of consistent underfunding. In the last 5 years, underfunding has been particularly prevalent, with all appeals receiving less than 50% of their shelter funding requirement.

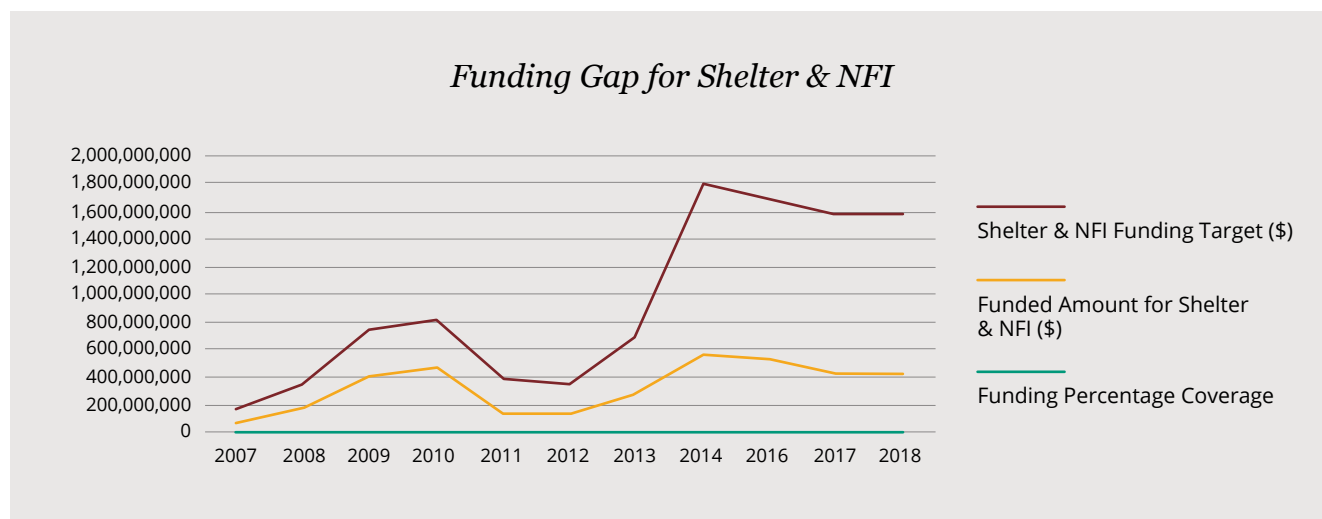


Figure 11: Shelter funding last 10 years

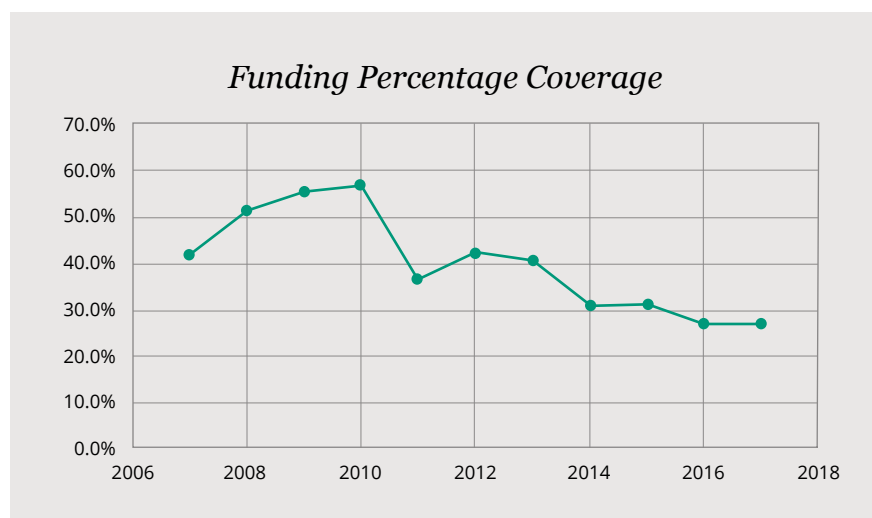


Figure 12: % of shelter funding in the last 10 years

HUMAN DEVELOPMENT AND DISASTER

Humanitarian emergencies impede human development. Affected populations can and do lose their properties and their livelihoods overnight. They often have minimal savings and no insurance to cushion the effects of disasters. Their capacity to recover is severely affected. Statistics show that climate disasters have a significantly negative impact on a nation's human development and poverty levels. Following a climate emergency, roughly two years of a country's Human Development Index (HDI) progress is undone.

Of the 38 appeals, **4** were for disasters in countries with a **high** HDI, **7** were for those with medium HDI and **22** were for those with **low** HDI. Humanitarian emergencies exacerbate vulnerability. This is particularly worrying considering that over 50% of the affected countries already have a low HDI ranking.

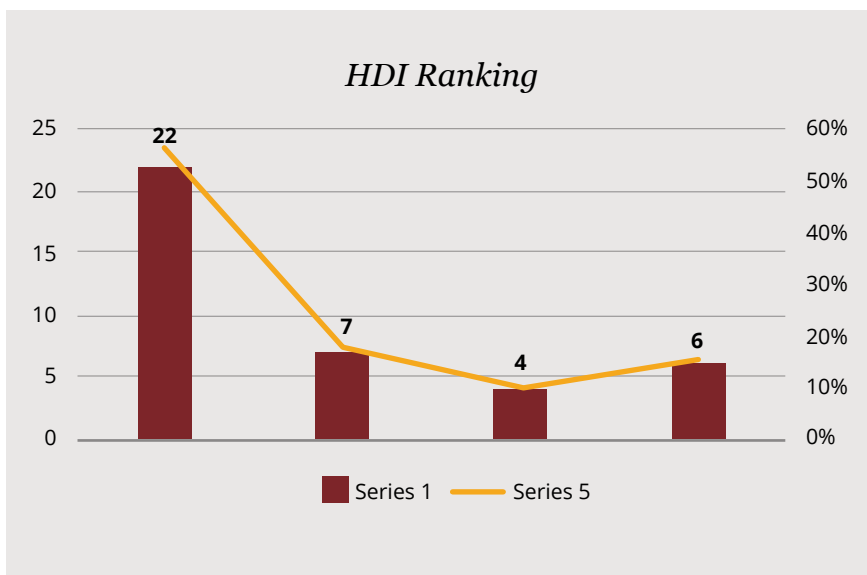


Figure 13: Regional share of shelter need

GENDER INEQUALITY AND HUMANITARIAN DISASTER

Gender inequality is a barrier to human development. Disadvantages facing women and girls are major sources of inequality. Often, women and girls are discriminated against in health, education, political representation, and employment. Their exclusion in these areas has consequences for their development and participation. These barriers are magnified during humanitarian emergencies.

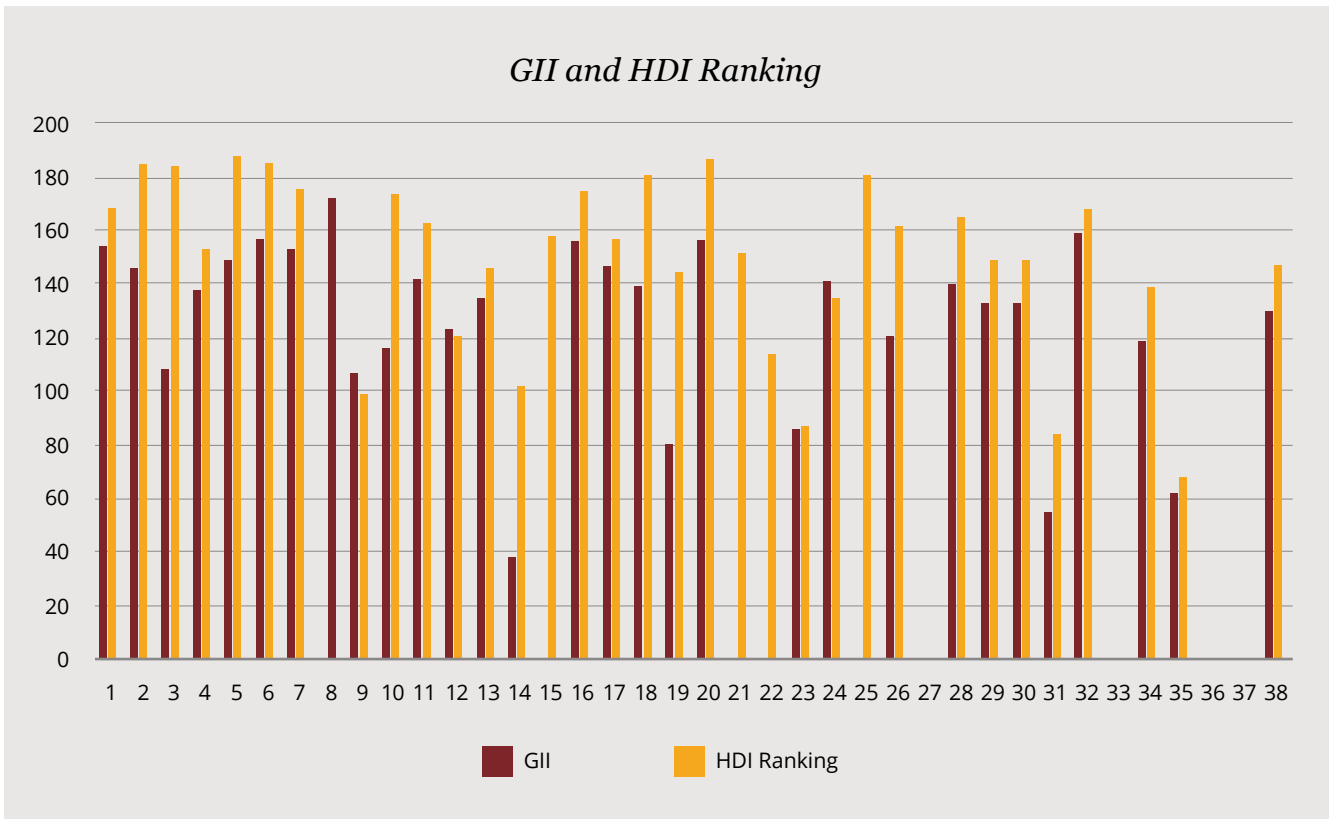


Figure 14: HDI and GII ranking of appeal countries

Of the 29 countries with Gender Inequality Index (GII) ranking, for which appeals were made, 24 need improvement in terms of gender equity. In more than 80% of countries affected by humanitarian disasters, gender inequity is a problem.

One striking example is the DRC. As mentioned above, appeals for the DRC raised less than 5% of the funding needed for recovery. The DRC ranks 176th globally for HDI with an index value of just 0.435, and ranks 153rd in the GDI with an index value of 0.663.



CONCLUSIONS

Our key findings:

- 1. Shelter is a basic human need. It determines survival and recovery. It reduces vulnerability, builds community resilience and enables affected populations to recover from disasters.*
- 2. In 2017, appeals were made for \$25 billion to support the humanitarian needs of 105.1 million people around the world.*
- 3. Only 19% of all families received shelter and NFI support in 2017, that is just 1 in 5 families.*
- 4. \$1.5 billion was the total funding requirement for shelter and NFI provisions alone (6% of the required humanitarian funding). The various appeals were intended to support shelter provision for 33 million people.*
- 5. 81% of appeals conducted in 2017 raised less than 50% of their target funding for shelter.*
- 6. Of the top 10 humanitarian emergencies last year, all but Iraq received less than 50% of their target funding for shelter. The DRC, a country struggling under conflict for years, received only 4% of their target funding for shelter.*
- 7. Only 27% of funding targets were met. The funding shortage for shelter and NFI provisions was \$1.14 billion.*
- 8. Due to funding shortages, 26.5 million individuals were left without shelter and NFI provisions.*
- 9. 56% of the countries impacted by humanitarian and climate disasters were already experiencing low human development. The emergencies will further trap affected populations in poverty and will set back their development by two years.*
- 10. More than 80% of countries experiencing humanitarian and climate emergencies are also facing issues of gender inequality. Such emergencies will amplify institutional barriers faced by women and girls, and will further set back equality initiatives unless immediate intervention is carried out.*
- 11. In the last decade, shelter provisions have been consistently underfunded. In the last 5 years, all appeals raised less than 50% of their shelter funding requirement.*

The message we wish to be drawn from this report is a positive one. The amount needed to fund shelter requirement is within reach. \$1.1 billion is all that is needed to fund the emergency shelter needs of individuals across the world whose life – and specifically, whose home – has been impacted by climate and political disasters. Undoubtedly, this figure is achievable from a fundraising perspective.

For the price of 10 London flats, for example, the entirety of this could be funded. Furthermore, DFID has an annual budget of \$13.4 billion, and their total expenditure in 2016-2017 alone was £10.4 billion. This is expected to increase year-on-year.

However, it is promising to realise that if DFID ring-fenced just 11.19% of its annual budget towards global shelter needs, they can finance emergency shelter need. One of the key messages to be drawn from this report is that there is absolutely enough resources around the world and in the fundraising world to cover the emergency humanitarian shelter needs.

Collectively we need to rise to the challenge of addressing it.



Nur Katun and children, Kutupalong Resettlement, Bangladesh. Credit @ShelterBox

ROHINGYA MUSLIMS IN THE LARGEST REFUGEE CAMP IN THE WORLD

Shelter is the Urgent Need – Laura Clarke

The Rohingya refugee population in Bangladesh is growing day by day. In 2017, there were 1.2 million people in need of humanitarian aid.⁹ Responding to this crisis are 25 organisations on the ground who have evaluated an efficient response to cost \$434 million, including \$90 million for shelter. The following 3 strategic objectives guide this response:¹⁰

- 1. Provide life-saving basic assistance in settlements, camps, and host communities.*
- 2. Improve conditions in and management of both existing and new settlements, including infrastructure and site planning.*
- 3. Seek protection, dignity, and safety of Rohingya refugees.*

⁹ https://reliefweb.int/sites/reliefweb.int/files/resources/2017_HRP_Bangladesh_041017_2.pdf

¹⁰ https://reliefweb.int/sites/reliefweb.int/files/resources/2017_HRP_Bangladesh_041017_2.pdf

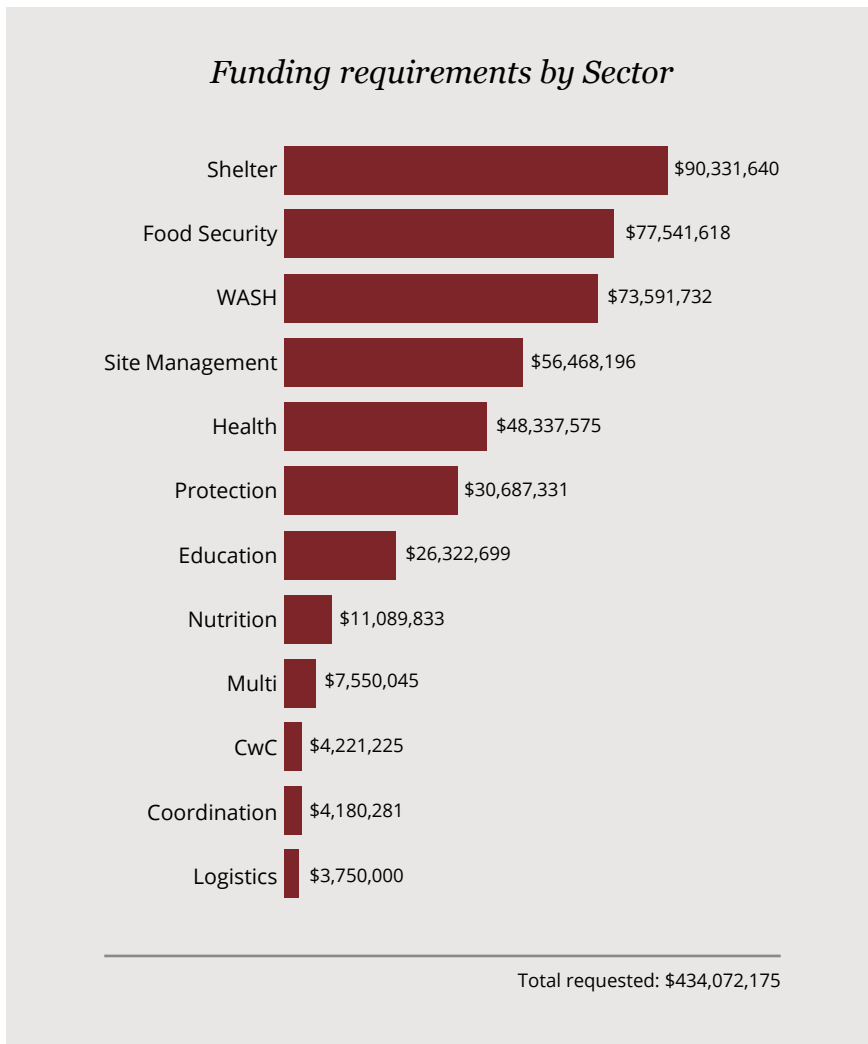
HUMAN DEVELOPMENT AND DISASTER

Central to these objectives is shelter. Indeed, shelter is the starting point for people who have fled their homes and suffered psychological, physical or sexual abuse;¹¹ people who are traumatised from the loss of family members and livelihoods. The target was to construct 100,000 shelters to provide safety and protection from the elements and other dangers present in the camps for 942,000 people.¹² The financial requirements to reach these households in need of shelter is \$90,331,640. This is the most substantial requirement in the Rohingya response plan, as seen in the following graph:¹³

¹¹ <https://www.hrw.org/report/2017/11/16/all-my-body-was-pain/sexual-violence-against-rohingya-women-and-girls-burma>

¹² https://reliefweb.int/sites/reliefweb.int/files/resources/2017_HRP_Bangladesh_041017_2.pdf

¹³ https://reliefweb.int/sites/reliefweb.int/files/resources/2017_HRP_Bangladesh_041017_2.pdf



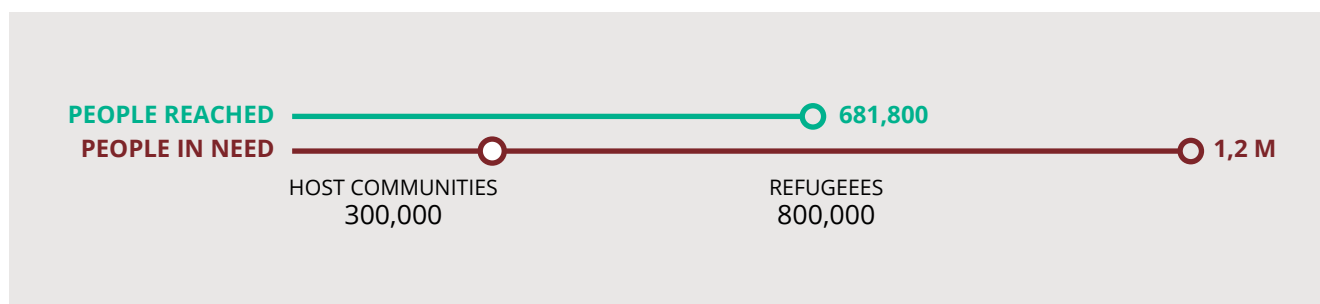
The conflict in Myanmar has disproportionately affected vulnerable people. In the August 2017 influx, 65% of the Rohingya refugees coming to Bangladesh were women and girls. It is likely that this figure has only increased since then. Many have suffered sexual violence – although rarely disclosed because of the stigma around this issue.¹⁴ Shelter and NFIs are essential for victims of this violence to regain a sense of safety and security.

¹⁴ <https://www.hrw.org/report/2017/11/16/all-my-body-was-pain/sexual-violence-against-rohingya-women-and-girls-burma>

¹⁵ <https://plancanada.ca/monsoon-season-in-bangladesh>

¹⁶ https://reliefweb.int/sites/reliefweb.int/files/resources/2017_HRP_Bangladesh_041017_2.pdf

Harsh climate further exacerbates the vulnerability of Rohingya refugees fleeing Myanmar. Monsoon season takes place from June to October. Bangladesh is a country that is known to have a very heavy rainfall.¹⁵ Therefore, the need for shelter as a protection from the environment is critical during monsoon season for the Rohingyas but also for local communities.¹⁶ The majority of the population arriving from Myanmar are without any material possessions to protect themselves or their family, with “only an umbrella for protection”. Despite these alarming conditions, the funding requirements for shelter are far from being reached, preventing organizations from meeting the needs of all people in need:



Of the 681,000 people reached, ShelterBox is supporting 20,000 people (4,000 households) ; providing protection from rains, cold and winds. Shelter that is also vital for coping and keeping families together.





Aid distribution, Tropical Storm Kai-tak, Philippines 2017. Credit @ShelterBox

THE PHILIPPINES, LIVING IN TYPHOON VALLEY

The “Unrecorded Need” – Meghan Pridl

‘Typhoon Valley’ could not be a more suitable name for the Philippines. In 2017, hurricanes, typhoons, and volcanic eruptions impacted the 7,100 islands, subjecting a population of more than 100 million to 29 environmental crises. Frequent armed conflict between the government and the numerous rebel groups posed further obstacles,²⁰ exacerbating the already hazardous lifestyles Filipinos were forced to lead as a result of habiting in the Pacific Ring of Fire.²¹ Sadly, for most of the Philippine population, disaster is a way of life.

Based on government data,²² 915,985 households were affected by various emergencies last year.²³ This equates to approximately 4.3 million people.²⁴ 48,863 houses were damaged as a result of environmental disasters.²⁵

²⁰ <https://www.crin.org/en/library/publications/armed-conflict-highlight-philippines>

²¹ <https://www.nationalgeographic.org/encyclopedia/ring-fire/>

²² National Disaster Risks Reduction Management Council <http://ndrrmc.gov.ph/>

²³ http://www.ndrrmc.gov.ph/attachments/article/3224/SitRep_No_08_re_Preparedness_Measures_and_Effects_of_Weather_Disturbances_in_the_Country_enhanced_by_TY_PAOLO_and_LPA_issued_25Oct2017.pdf

²⁴ If one goes by the average household size in the Philippines as 4.7 (http://www.un.org/en/development/desa/population/publications/pdf/ageing/household_size_and_composition_around_the_world_2017_data_booklet.pdf, 18).

²⁵ Ibid

As alarming as the number of people in need of emergency shelter is, the recent Marawi conflict highlights the need to be cautious when analysing the number of people in need of emergency shelter. During conflict, especially protracted ones, affected communities tend to be displaced abruptly and frequently. This makes recording difficult.^{26 27}

The most vulnerable during crises are children, women, the elderly, persons with disabilities and tribal minorities. Isolated communities are often the most affected, given their lack of access to immediate assistance. A significant portion of the Philippine population, 29 %, belongs to the 10-14 age group.²⁸ During the Marawi crisis for example, 31,000 students were displaced,²⁹ with grave consequences to their education amongst other issues.

Although the Philippines is a middle-income country with a developing economy³⁰ and a relatively stable democracy, the country faces considerable challenges when responding to emergencies. The lack of international attention to what are deemed as smaller emergencies, like those in the Philippines, does not help. Take the case of Tropical Storm Kai-tak, an emergency requiring \$70 million. Only \$3.6 million was raised last year by the international community for this emergency.³¹ This amount represents just 5% of the financial requirement.³²

The case of the Philippines highlights three important issues to consider when responding:

- 1. Given its location, humanitarian disasters are a way of life, impacting on the development of individuals and the nation.*
- 2. The Philippines has received very little international attention, in part because of its status as a middle-income country and the relative capacity of the government to address crises.*
- 3. The number of people in need of shelter increases every year in the country. This situation is not reflected in the FTS data,³³ indicating that although 26.5 million people were left out of shelter provision, the real number is, in most likelihood, higher.*

²⁶ <http://www.unhcr.org/ph/marawi-crisis>

²⁷ UNHCR, IDP Protection Assessment Report: Armed Confrontation and Displacement in Marawi, Issue 4, http://www.protectionclusterphilippines.org/wp-content/uploads/2017/08/IDPPAR-Marawi-Displacement_Issue-04.pdf, 22 August 2017, 2

²⁸ <https://www.unfpa.org/annual-report>

²⁹ https://reliefweb.int/sites/reliefweb.int/files/resources/OCHAPhilippines_Humanitarian_Bulletin_No11_DecemberJanuary_2017_FINAL.pdf

³⁰ <http://www.worldbank.org/en/news/press-release/2017/07/01/philippines-remains-on-strong-growth-path-in-2017-2018>

³¹ <http://www.worldbank.org/en/news/press-release/2017/07/01/philippines-remains-on-strong-growth-path-in-2017-2018>

³² http://ndrrmc.gov.ph/attachments/article/3259/SitRep_No_27_re_Preparedness_Measures_and_Effects_of_Tropical_Storm_URDUJA_KAI-TAK_as_of_04FEB2018_0800H.pdf

³³ <https://fts.unocha.org/countries/176/flows/2017?%5B0%5D=destinationGlobalClusterIdName%3A%224%3AEmergency%20Shelter%20and%20NFI%22>. The FTS catered for 27% of the total households affected by humanitarian crises in the Philippines.





Aid and hygiene kits distribution, Chad 2017. Credit @ShelterBox

CHAD, THE FORGOTTEN CRISIS

A Transnational Issue - Abitha Elangovan

Chad is one of the main refugee-hosting nations in Africa, accommodating refugees from the Central African Republic, Sudan and Nigeria fleeing regional conflict.³⁴ By October 2017, there were approximately 620,000 people of concern in the country including refugees and internally displaced people (IDPs).³⁵ The landlocked nation experiences continued instability triggered by tensions between the nation's ethnic groups, conflicts with neighbouring states and consequences of climate change, particularly desertification contributing to the drying up of Lake Chad.³⁶

The need for adequate shelter is significant and continues to rise. Current shelter provisions for displaced groups are of a low standard. As a result they live in deprived conditions and are unprotected from extreme weather such as heavy rain.³⁷ Approximately 600,000 people are in need of Shelter/NFI/CCCM provisions³⁸ of which only 2,892 were reached in 2017.³⁹ Chad has an HDI ranking of 186 out of 188. The international community should aim to assist the state in providing the majority of humanitarian responses as it may not have the ability or resources to do it itself.

³⁴ https://reliefweb.int/sites/reliefweb.int/files/resources/gore_car_refugees_eng_hrid_0.pdf

³⁵ <http://reporting.unhcr.org/sites/default/files/UNHCR%20Chad%20Factsheet%20-%20October%202017.pdf>

³⁶ <http://www.worldbank.org/en/country/chad/overview>

³⁷ https://www.humanitarianresponse.info/system/files/documents/files/tcd_str_hno2018_20180206.pdf

³⁸ https://www.humanitarianresponse.info/system/files/documents/files/tcd_str_hno2018_20180206.pdf

³⁹ https://www.unicef.org/appeals/files/UNICEF_Chad_Humanitarian_Situation_Report_30_November_2017.pdf

⁴⁰ <http://hdr.undp.org/en/composite/IHDI>

Boko Haram Crisis. Chad is one of four nations suffering from continued violence driven by Boko Haram. This has resulted in high numbers of displaced people in the Lake Chad basin, affecting around 17 million people from Nigeria, Chad, Cameroon, and Niger.⁴¹ The majority of the IDPs and refugees fleeing from the conflict can be found within the Lac region in the west of the country. As of August 2017, the crisis has displaced a total of 127,268 people comprising of refugees, Chadian returnees and IDPs.⁴² This figure accounts for just under 20% of the total number of displaced people in Chad.

Families are torn apart and uprooted from their homes and livelihoods, leaving everything behind as they escape. They move to camps or to impoverished host communities in the Lac region and around 105,000 people required shelter and NFIs.⁴³ They do not have the resources to afford construction materials especially since these materials are already in low supply due to their location in the desert.

A Closer Look at Funding. In 2017, according to the Financial Tracking Service (FTS), there were five agencies appealing for shelter projects in Chad⁴³.

⁴¹ <https://www.shelterbox.org/lake-chad-basin-crisis>

⁴² https://reliefweb.int/sites/reliefweb.int/files/resources/tcd_viz_humanitariansituationovervieweng_20170922_v2.pdf

⁴³ https://fts.unocha.org/appeals/532/projects?order=projectproperty_2&sort=asc&f%5B0%5D=destinationClusterIdName%3A%223339%3AAbris/CCM/AME%22

	Agency	Project	Funding requirement (US\$)	Funding (US\$)
1	IOM	Support to continuous data collection of displacement and durable solutions for displaced persons	7,490,000	1,049,000
2	Agency for Technical Cooperation and Development	Emergency assistance to the returnee population of the Gaoui transit site	96,798	1,060,445
3	United Nations Children's Fund	NFI and emergency shelter assistance for displaced population in the Lake Chad region	826,800	0
4	CARE International	Emergency Assistance to the most vulnerable displaced persons, refugees and host populations located in the sites/villages of the department of Liwa, Lake Chad region in the area of prevention against gender-based violence, food security and of shelters	354,386	0
5	UNHCR	Assistance to displaced persons in Lac	1,770,000	0

Source:

<https://fts.unocha.org/appeals/532/projects?f%5B0%5D=destinationClusterIdName%3A%223339%3AAbris/CCM/AME%22>

According to the FTS, only 20% of the \$10.5m funding required for shelter was achieved through planned appeals.⁴⁵ The \$2.1m was provided by 2 donors; the European Commission's Humanitarian Aid and Civil Protection Department and the Government of Japan.⁴⁶ This funding was directed towards only two of the proposed projects (as displayed in the table above), neither of which were targeting the shelter needs for those suffering the Boko Haram crisis in the Lac region. This has left at least 20% of Chad's displaced populations shelter needs unmet through planned appeals.

⁴⁵ <https://fts.unocha.org/appeals/532/summary>

⁴⁶ <https://fts.unocha.org/appeals/532/flows?f%5B0%5D=destinationClusterIdName%3A%223339%3AAbris/CCM/AME%22>

A further problem can be identified when analysing the projects that were to be funded in 2017. Whilst the five proposed projects seen above planned to address the needs of both those in the western Lac region and those suffering from the adversity in CAR relocating to Gaoui, there are groups in need of shelter in the country who have not been targeted. There were no projects explicitly directed towards Sudanese refugees (who make up the largest proportion of refugees in the country), nor for Chadian returnees from Sudan, although they may have been incorporated into the IOM's project. Sudanese refugees may not have required shelter provision in 2017 because some have been in Chad for years due to the ongoing conflict in Darfur. However, due to the lack of data on emergency provision in previous years, the needs for shelter or repairs concerning wear and tear cannot be dismissed.

Conclusion. The planned appeals for the shelter needs in Chad for 2017 were severely underfunded by \$8.4 million, leaving thousands of people without adequate shelter. Insufficient funds were directed towards shelter and even less was raised. Displaced persons from the Boko Haram crisis and people fleeing the conflict in Sudan were either not assisted due to lack of funding or were not even targeted. This begs the question: how are they meeting their shelter needs without external assistance? Are there other international or state actors assisting them, or does the pressure rely on host communities to share their already scarce resources?



From the Shelter Report

OUR KEY FINDINGS ARE AS FOLLOWS:

1 SHELTER IS A BASIC HUMAN NEED.



It determines survival and recovery. It reduces vulnerability, builds community resilience and enables affected populations to recover from disasters.

3 \$1.5 BILLION was the total funding requirement for shelter and NFI provisions alone (6% of the required humanitarian funding). The various appeals were intended to support shelter provision for 33 million people.

5 OF THE TOP 10 HUMANITARIAN EMERGENCIES LAST YEAR, all but Iraq received less than 50% of their target funding for shelter. The DRC, a country struggling under conflict for years, received only 4% of their target funding for shelter.



8 Due to funding shortages, 26.5 MILLION INDIVIDUALS were left without shelter and NFI provisions.

10 MORE THAN 80% OF COUNTRIES EXPERIENCING HUMANITARIAN AND CLIMATE EMERGENCIES ARE ALSO FACING ISSUES OF GENDER INEQUALITY.



Such emergencies will amplify institutional barriers faced by women and girls, and will further set back equality initiatives unless immediate intervention is carried out.

2 In 2017, appeals were made for \$25 BILLION to support the humanitarian needs of 105.1 million people around the world.



4 Only 19% of all families received shelter and NFI support in 2017, THAT IS JUST 1 IN 5 FAMILIES.

6 81% of appeals conducted in 2017 RAISED LESS THAN 50% OF THEIR TARGET funding for shelter.

7 ONLY 27% OF FUNDING TARGETS WERE MET. The funding shortage for shelter and NFI provisions was \$1.14 billion.

9 56% of the countries impacted by humanitarian and climate disasters were already...

EXPERIENCING LOW HUMAN DEVELOPMENT.

The emergencies will further trap affected populations in poverty and will set back their development by two years.

11 IN THE LAST DECADE, shelter provisions have been consistently underfunded. In the last 5 years, all appeals raised less than 50% of their shelter funding requirement.

In 2017, ShelterBox helped



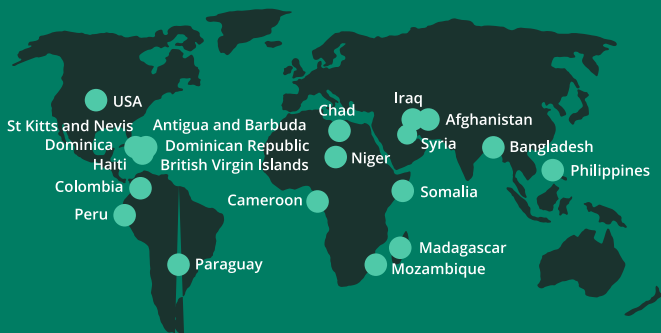
160,000 PEOPLE

We have responded to world events 24 times, an average of

TWICE A MONTH

and provided vital aid to

21 COUNTRIES



Our amazing volunteers have gone the extra mile to help deliver aid to families across the world.



84

Volunteer
deployments



18

days per deployment
(on average)



1,531

days in total

In 2017, we responded to...

16 countries affected by *natural disasters*



7 countries affected by *conflict-associated displacement*

The types of natural disasters we have given aid to include...



5

Hurricanes



5

Floods



2

Tropical cyclones



1

Drought



1

Earthquake

We have provided a variety of aid, this has included...



ShelterBoxes



ShelterKits



Tents



SchoolBoxes



Solar lights



Mosquito nets



Water filters



Water carriers



Blankets

